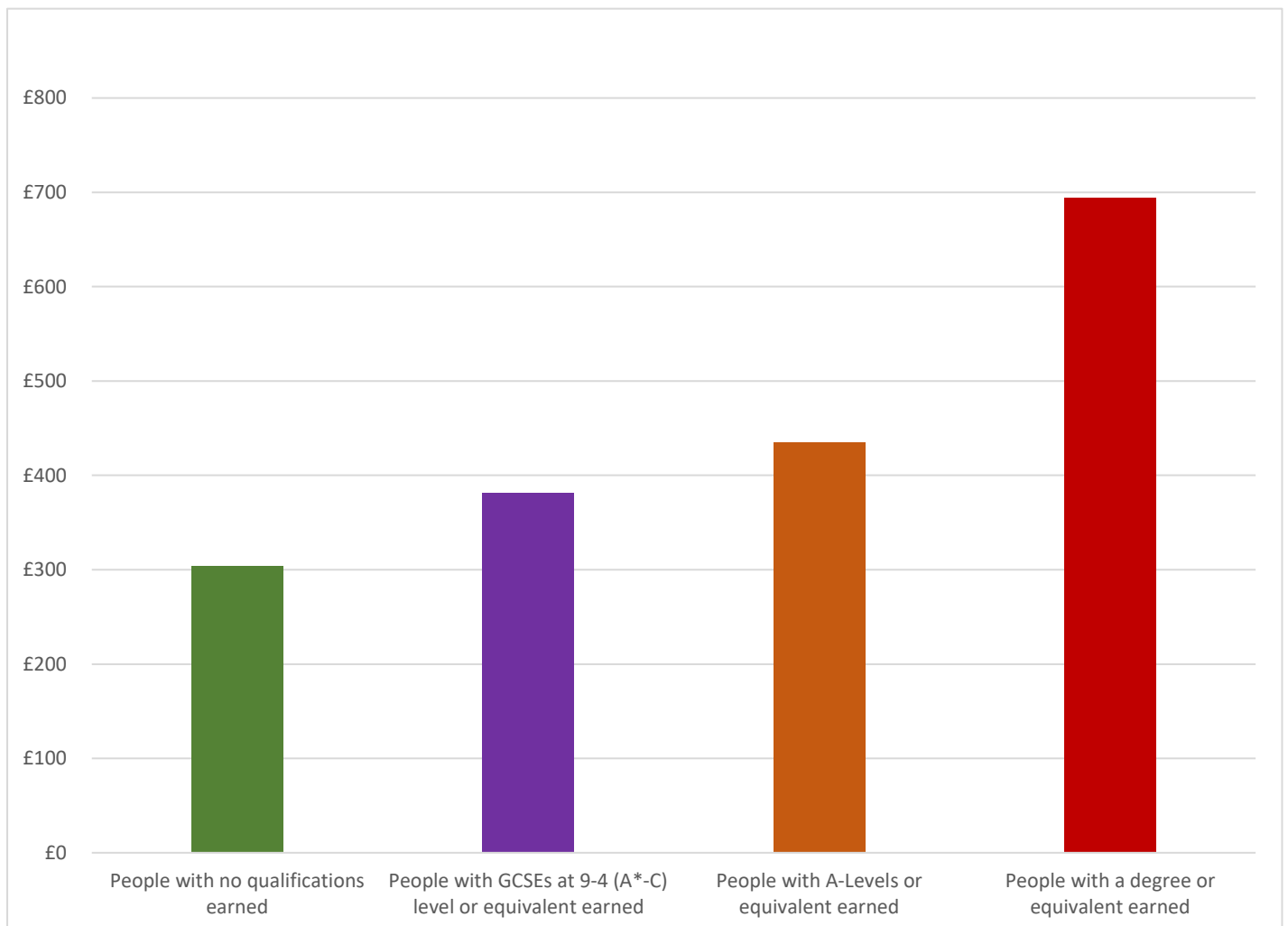


How Does Education Affect My Salary?

According to the latest comparison report using data from the Annual Population Survey (APS), those holding at least an undergraduate degree earned almost **130%** more than people with no qualifications.

The report also notes:

People with no qualifications earned	£304 per week on average
People with GCSEs at A*-C earned	£381 per week on average
People with A-Levels earned	£435 per week on average
People with a degree earned	£694 per week on average

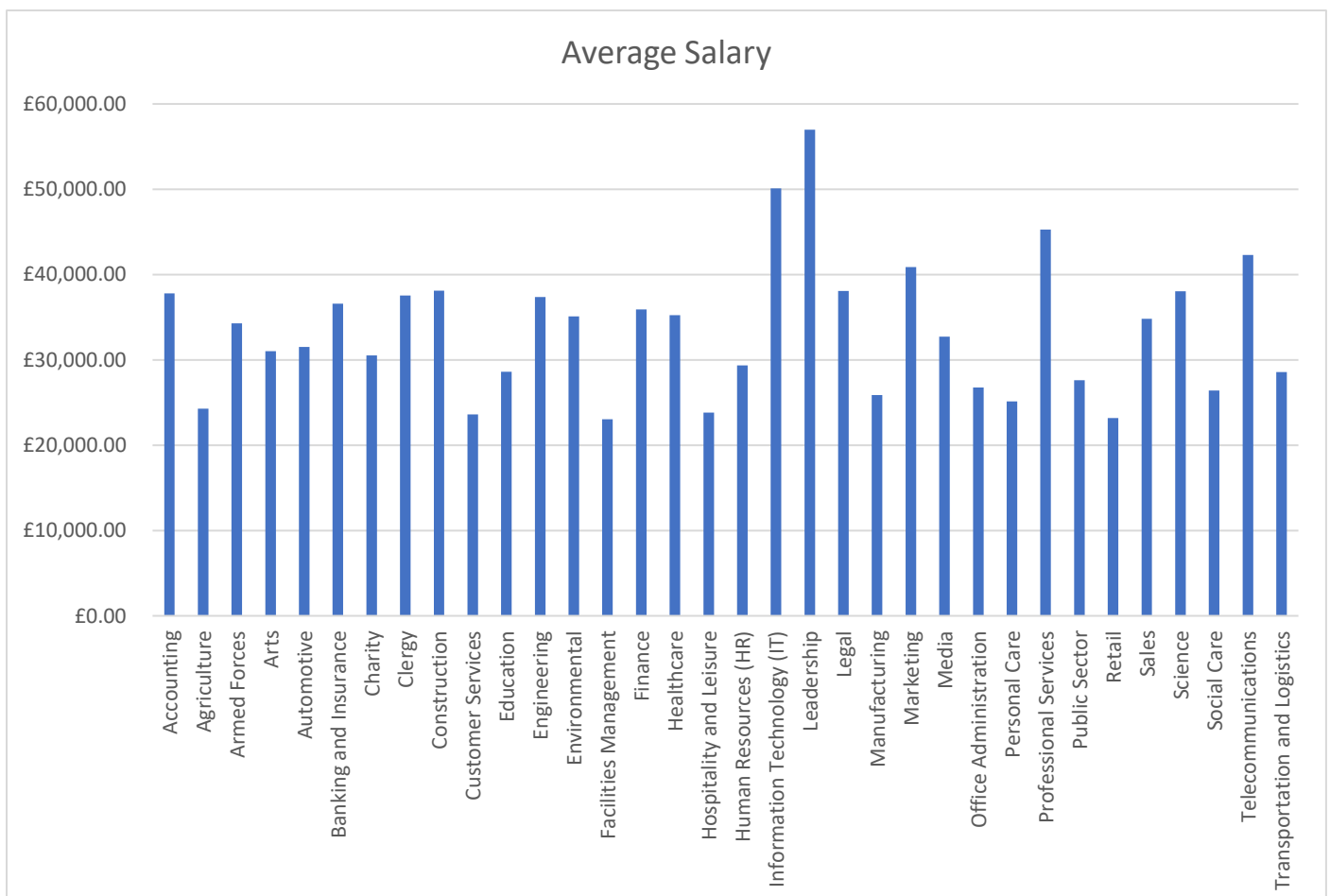


Average UK Salaries By Industry

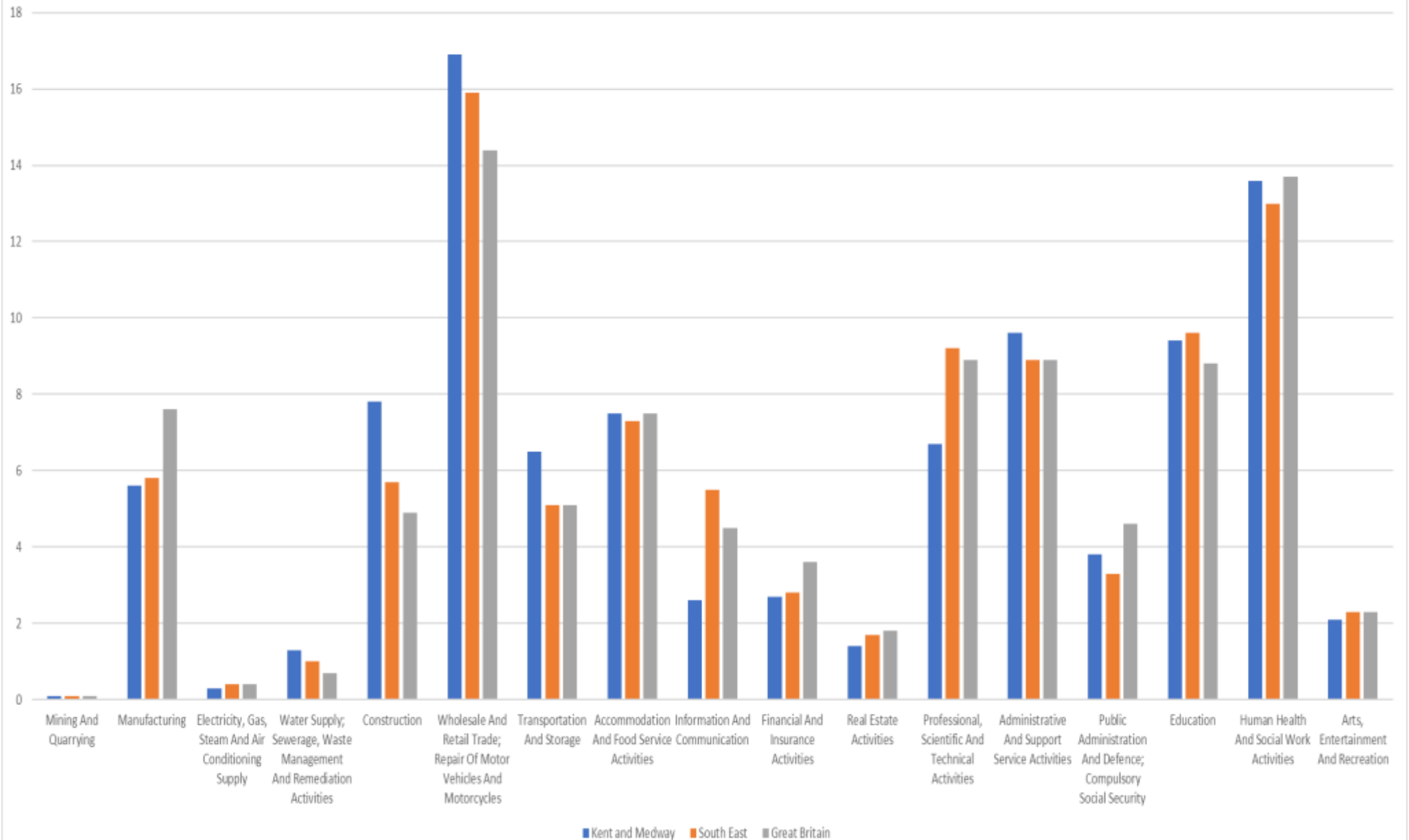
Each industry is unique and has its own average and starting salary. Some markets pay more because of skills, or because of shortages or rising demand, so these figures change every year.

Job Types	Average Salary
Accounting	£37,777.46
Agriculture	£24,266.52
Armed Forces	£34,297.42
Arts	£31,014.75
Automotive	£31,529.14
Banking and Insurance	£36,584.17
Charity	£30,532.43
Clergy	£37,561.44
Construction	£38,130.24
Customer Services	£23,621.01
Education	£28,608.28
Engineering	£37,359.34
Environmental	£35,090.54
Facilities Management	£23,057.73
Finance	£35,904.24
Healthcare	£35,250.99
Hospitality and Leisure	£23,833.75

Job Types	Average Salary
Human Resources (HR)	£29,350.30
Information Technology (IT)	£50,114.17
Leadership	£56,974.31
Legal	£38,085.17
Manufacturing	£25,885.54
Marketing	£40,887.14
Media	£32,737.89
Office Administration	£26,775.47
Personal Care	£25,124.33
Professional Services	£45,278.19
Public Sector	£27,609.71
Retail	£23,183.82
Sales	£34,798.43
Science	£38,047.82
Social Care	£26,407.00
Telecommunications	£42,304.83
Transportation and Logistics	£28,569.00



Labour Market by % in industry group



Labour Market by % in Role Type

