



**Year 10
Information
Evening
2025**

Introduction

During Year 10, decisions will need to be made that will have an impact on the rest of your child's lives. To ensure that as many options as possible remain open to them, much depends on what happens over the next academic year.

This evening and this guide are designed to help you support your son through this time. We have included:

- What you can expect from us
- What we expect from your son
- What you can do to encourage their achievement
- Key dates for this year
- Sources of further information

We hope that you find this useful.

Our Partnership

We believe strongly that the best results are achieved when the school, parents and students work together. At the outset we would like to set out our expectations of how we can best work together over this final academic year. Our staff are contactable via the school office or through email.

The Role of the School

All members of Holcombe Grammar School staff are committed to working hard and promoting the best for your children. In addition to subject teachers, there are several key members of staff that will be supporting your son:

The Form Tutors:

10Ar – Mr Adedeji
10Ba – Mr Clynshaw
10Co – Mr Onumah
10Sh – Mr Stairs
10Gu – Mrs Jhaj

Your son's tutor is the central figure responsible for student welfare and progress at Holcombe Grammar School. They are available for consultation and advice on any aspect of your child's progress.

Whilst the Form Tutor is your primary point of contact, you can also discuss concerns with:

Miss A Tanti	Deputy Headteacher – Outcomes
Miss S Lyons	Lead Practitioner for KS4 Outcomes
Miss J Lee	Head of Year 10

Attendance

Attendance to school has a substantial and sustained impact on the overall outcomes attained at GCSE Level. Below is a table showcasing the impact over time in terms of missed learning opportunities a student could face if they miss school during their GCSE years.

Attendance – 1 Yr	Equivalent Days	Equivalent Weeks	Equivalent Hrs
95%	9 Days	2 Weeks	54 Hours
90%	19 Days	4 Weeks	114 Hours
85%	29 Days	6 Weeks	174 Hours
80%	38 Days	8 Weeks	228 Hours
75%	48 Days	10 Weeks	288 Hours
70%	57 Days	11.5 Weeks	342 Hours
65%	67 Days	13.5 Weeks	402 Hours

The Tutorial Programme

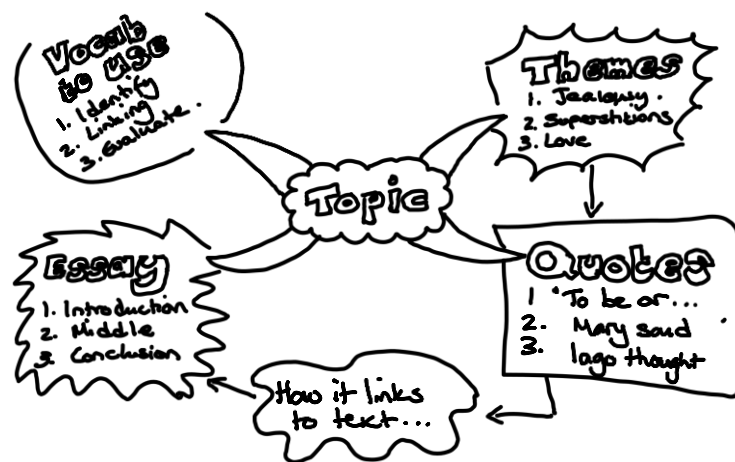
All year 10 students have one PD (personal development) lesson per week. In addition there are 35 minutes of Tutor time built into each school day. Tutors provide extensive support to their tutees at this time, discussing matters including:

- Post 16 options
- Careers
- Study skills / time management
- Organisation / meeting deadlines
- Examination preparation / Revision skills
- Aspirations
- Managing stress

Alongside this, we currently offer careers interviews at the end of Yr 10/ beginning of Yr 11. We offer drop-in support at lunchtimes and breaktimes in H11 (currently this is not being utilised), we offer 1:1 tutor conversation at the request of students.

We offer PULSE check-ins on a weekly basis to support with wellbeing conversations amongst a variety of other supportive measures.

The main focus of Year 10 is to prepare students for their first real flavour of GCSE examinations in Year 11, we do this through the introduction of study skills, book checks, lesson pop-ins as well as student voice surveys to support us in ensuring that the learning experiences are both positive and proactive.



Assemblies

Year 10 students will have 1 assembly a week.

- This assembly takes place in the Main Hall and is held by members of the Senior Leadership Team and Heads of Department. These often focus on citizenship as well as exam preparation and next steps.

Assessment and Reporting

Work is continually assessed in all subjects. This may include:

- Written assignments
- Class activities
- Group projects
- Practical assessments
- Tests
- Presentations

- Self-assessment
- Peer-assessment
- Preliminary Exam Papers

Feedback is continuously given by staff. However, students do receive formal grade drops from us throughout the academic year.

For Year 10, the next grade drop is due on: .

If you have not received these, can you please contact the main school office in the first instance.

Support Sessions

We currently provide a very extensive range of support activities throughout the year. We encourage all students to get involved somewhere. A timetable of all support sessions is available to students via teams however at the current time, these are heavily tailored to our Year 11 cohort.

I would advise students to ask staff if they can sit in on these should they wish to begin engaging in subject specific revision. All students should aim to try to attend at least three support sessions each week one the Year 11 cohort have left. It is important that students bring queries with you.

The Role of the Student

Year 10 students are guided by a set of aims that develop a good working environment and ethos. It is expected that all students continue to follow these aims, which are:

- **Working together**

Cooperating with each other and helping each other achieve. Reporting any problems that you have seen or heard.

- **Reaching your potential**

Working hard to achieve or potentially exceed your benchmarks and getting the best possible results at the end of the year.

- **Taking pride in your achievements**

Be proud if you have done a good piece of work, achieved a good grade or performed well.

- **Be responsible for your own actions**

If you have done something wrong – accept it, learn from it and move on.

The Role of the Parent

It has been calculated that in the first 16 years of a young person's life, only approximately 11.5% of their time is spent in school. Therefore, we draw to your attention how you, the parents, can support your child over the course of Year 10. We would ask you to:

- Take an active and sustained interest in their work. Look at and help them with homework, ask them what they are learning and discuss marks with them. The best way of doing this is to ask them to teach it to you.
- Try to encourage them to get the work/life balance right. They will need to get all work done on time, but will also need plenty of sleep, exercise, rest and a balanced diet.
- Support us in encouraging them to abide by our code of conduct.
- Carefully study reviews and the full report when issued. Discuss with them and contact us if you have any questions
- Attend the annual parents' evening.
- Check and sign the planner weekly and use the planner as a means of communication.
- Make sure that they come to school on time every day. Research has shown that an attendance rate of 90% (equivalent to missing ½ a day a week) will result in students achieving a whole grade less than would be expected. **Please do not arrange family holidays during term time.**
- Try, as much as is possible, to ensure that students are fully equipped for school – particularly stationery and a bag that is large enough to hold an A4 folder.
- Provide time and a suitable distraction-free space for your child to work in at home. Do they have the basic equipment that they need? Try to make homework an integral part of the evening routine.
- Keep up to date with what is going on at school. We publish a blog every other Friday that as parents you can access via the school website.
- Find out examination timetables and help devise realistic revision schedules.
- Direct them to relevant revision sites – though make sure they aren't tempting to waste valuable revision time idly surfing the net.

GCSE Grades Explained

GCSE Grades

All GCSE examinations use the following grades

9	8 7 6 5	4	3 2	1 U
Outstanding	Good Pass	Pass		Fail

A grade 6 or higher will be needed if that subject is to be studied in the 6th Form (7 for maths).

Post 16 thoughts

Your son must now be thinking carefully about their post 16 plans. There are a number of options available to them, however it is becoming increasingly difficult to secure full time employment and therefore further study or training is highly recommended.

Holcombe Grammar School Sixth Form

We are privileged to have a large and successful Sixth Form. We only offer A level qualifications. Students have opportunities in a wide range of extra curricular opportunities and have separate social and study facilities from the rest of the school.

Modern Apprenticeships

These are extremely difficult to secure and competition is very fierce. Early research is recommended with further information available from the careers officer.

Employment

Securing full time work, with long term prospects is very difficult at 16. Students will be given advice on CVs and application letters during Year 11.

Throughout Year 11 there will be a series of assemblies and programmes which will help students to think about:

- What they want to do after Year 11
- What they need to obtain in Year 11 to achieve this
- Whether they are on course to achieve it

All students will also have an interview with a careers advisor.

10 Keys to success in Key Stage 4

- Find out coursework deadline dates for each subject and stick to them
- Attend after school clubs which provide extra support in many subjects
- Plan revision and coursework – don't leave it until the last minute
- Find a suitable time and place to complete homework
- Talk to staff if problems arise
- Purchase revision guides and use the wealth of helpful information provided on the internet – especially SENECA learning (get specific info from teachers)
- Know your benchmarks and track your progress towards meeting them
- Get a work/life balance – get the work done but also find time to exercise and meet friends
- Eat a balanced diet and get plenty of rest
- Stay calm, work hard and always ask for help

Remember

The successful students are those who are:

- Supported – at home and at school
- Persistent – keep going, even when things get difficult
- Organised – meet deadlines, attend all lessons
- Confident – that they are making progress and succeeding
- Motivated – to succeed and become the best they can be

Examinations Rules

- Arrive at school to register at 8.40am and 1pm for the exams. You must attend lineup at 8:30 so that your tutor can register and escort you up to your exams (take into account the traffic)
- If you are running late, please phone the school
- Students will line up outside of S Block first
- No mobile phones, watches of any kind, iPods, earphones (inc. AirPods) and MP3s or calculators unless permitted (these should all be in your bag which will be locked away)
- You should not have notes on your possession (please check your blazer pockets)
- You must bring black pen - NO GEL PENS
- Only clear pencil cases are allowed on your desk
- There is absolutely no talking or communication between students
- Full uniform must be worn for the exam. Your blazer must be worn to enter the hall and kept on the back of your chair if taken off.

- No food is allowed in all examination rooms
- Water bottles are allowed in the exam hall if necessary. These should be clear bottles with a spill-proof cap, water only in the bottles. There should be no label or print on the bottle.

Revision Techniques

- DO

1. Make a list of all the topics you need to revise.
2. Create a realistic schedule.
3. Plan ahead by working backwards
4. Revise using your preferred learning style.
5. Take breaks and chunk working time (no more than 40 minutes)

- DON'T

1. Just keep going! The body and the mind need regular 'time-outs'.
2. Use breaks effectively, particularly after completing a task.

ALL REVISION and REVIEW should be ACTIVE.
 Simply re-reading your notes isn't good enough.
 Do something with your notes..
 Re-write your notes as MIND MAPS o
 Create FLASH CARDS or MEMORY RHYMES
 TEACH someone else what you've learned
 APPLY your knowledge

Some positive techniques include:

- Mind mapping
- Put diagrams up in the house
- Talking to somebody
- Questioning each other
- Flash cards
- Talk out loud
- Even record yourself
- Condense notes
- Highlight notes
- Test yourself
- Time yourself doing past paper questions
- Use websites e.g bitesize or mymaths

Artificial Intelligence

AI stands for artificial intelligence and using it is like having a computer that thinks AI tools like ChatGPT or Snapchat My AI can write text, make art and create music by learning from data from the internet, but watch out – they can also make things up and be biased.

AI misuse is when you take something made using AI and say it's your own work. If you use sources to give you good examples and you present this as your own work, you will be penalised and this is cheating. If you've misused AI, you could lose your marks for the coursework, an assessment – you could even be disqualified from the subject.

Upcoming Deadlines (including Prelims)

At the current time, the only upcoming deadline is that of DT. Two Making days will run in Easter half term. Please make arrangements to allow students to attend. Dates To be confirmed. NEA coursework final assessment to allow for adjustments/improvements - 18th April 2025. NEA/Practical - 26th April 2025.

At the current time, the prelims for core subjects (English/Maths and Science) are due to occur in the following timeframes:

Monday 2nd June 2025 (AM and PM exam)
Tuesday 3rd June 2025 (AM and PM exam)
Wednesday 11th June 2025 (PM only)

Students will, however, be sitting other examinations during these weeks in classes therefore it is imperative that they attend school during these weeks to ensure that they sit these.

For more information

As explained, for general information on the progress of your son **your first point of contact is the Form Tutor.**

For subject specific information, communicate with subject teachers through the planner or, for serious concerns, contact the relevant Head of Department.

Head of English
Head of Maths

Mrs G Dacey
Mrs F Williamson

Head of Science
 Head of Art
 Head of Business Studies
 Head of DT
 Head of Geography
 Head of History
 Head of CS
 Head of Media Studies
 Head of Modern Languages
 Head of Music
 Head of PE
 Head of RE
 Head of Sociology

Miss P Wilson
 Ms R Mourino
 Miss S Lyons
 Mr H Ackers
 Mrs Z Bailey
 Mr J Wrigley
 Mr M Fielding
 Mrs E Morris
 Mrs H Ortega-Izquierdo
 Mr J Zwanzig
 Mr A Nanson
 Miss H Cook
 Mrs K Jhaj

Exam boards

AQA – www.aqa.org.uk

Course Title	Course Code
Art & Design: Fine Art	8202
Art & Design: Photography	8206
Biology	8461
Business Studies	8132
Chemistry	8462
English Language	8700
English Literature	8702
Further Maths	8365
PE	8582
Physics	8463
Science: Combined Trilogy	8464
Sociology	8192

Eduqas (WJEC) – www.eduqas.co.uk

Course Title	Course Code
DT: Design & Technology	C600QS
Media Studies	C680QS







OCR – www.ocr.org.uk

Course Title	Course Code
Computer Science	J277
Psychology	J203
Religious Studies	J625


Pearson (Edexcel) – www.edexcel.org.uk

Course Title	Course Code
French	1FR0
Geography	1GB0
History	1HI0
Mathematics	1MA1
Music	1MU0
Spanish	1SP0


Useful links




Wellbeing Support




Kooth



Young Minds



Childline



Internet
Watch
Foundation



NEFLT



Pulse is an internal platform used by us as a school for weekly check-ins with the students in regard to their wellbeing and mental health

Parental Feedback

Student Name :

Student Tutor Group : 10

Which parts of this evening have you found most useful?

Is there anything you would like information on either in general or concerning your own son specifically that hasn't been covered tonight?

Are there any comments on this evening that you think we should bear in mind for next year?

If you have any comments / requests, please hand this into a member of staff before leaving.

Thank you for coming.

Miss Lee
Head of Year 10